
















## 1. Please designate your chapter membership or vendor status:

		Response Percent	Response Count
Mountain Empire		18.8%	15
Norther California		15.0%	12
Pacific Northwest		20.0%	16
Southern California		20.0%	16
<b>Vendor</b>		<b>25.0%</b>	<b>20</b>
Other		2.5%	2
<b>answered question</b>			<b>80</b>
<b>skipped question</b>			<b>0</b>





## 2. How many Region 7 conferences have you attended?

		Response Percent	Response Count
One		10.0%	8
Two or three		26.3%	21
<b>Four or more</b>		<b>51.3%</b>	<b>41</b>
Have not attended any		12.5%	10
<b>answered question</b>			<b>80</b>
<b>skipped question</b>			<b>0</b>


3. Did you attend in			
		Response Percent	Response Count
Reno, Nevada?		42.0%	29
Salt Lake City, Utah?		4.3%	3
<b>Both Reno and Salt Lake City?</b>		<b>53.6%</b>	<b>37</b>
<b>answered question</b>			<b>69</b>
<b>skipped question</b>			<b>11</b>

4. Do you prefer having the conference:			
		Response Percent	Response Count
<b>At the same location each year, i.e., Reno?</b>		<b>64.5%</b>	<b>49</b>
In Reno every other year, with the off year at other locations?		35.5%	27
<b>answered question</b>			<b>76</b>
<b>skipped question</b>			<b>4</b>

**5. If you'd like to attend the conference in Reno every other year, note that holding it at other locations could/will probably cost more. For example:**

		Response Percent	Response Count
Would you be willing to pay an additional 20% to 25% to attend in Seattle?		29.6%	21
Would you be willing to pay an additional 45% to 55% or more to attend in San Diego?		14.1%	10
Would you prefer to try to meet in a different location but one less expensive than Seattle?		14.1%	10
<b>Or is Reno your preference with a small increase in price?</b>		<b>62.0%</b>	<b>44</b>
		Comments	33
		<b>answered question</b>	<b>71</b>
		<b>skipped question</b>	<b>9</b>

**6. Do you like the current format with some business sessions, technical sessions, vendor display/reception?**

		Response Percent	Response Count
Yes		100.0%	77
No		0.0%	0
		<b>answered question</b>	<b>77</b>
		<b>skipped question</b>	<b>3</b>

**7. If no to above, what would you like to have for sessions? Or not have?**

	<b>Response Count</b>
	3
<b>answered question</b>	<b>3</b>
<b>skipped question</b>	<b>77</b>

**8. Your name, company, and City location:**

	<b>Response Count</b>
	77
<b>answered question</b>	<b>77</b>
<b>skipped question</b>	<b>3</b>